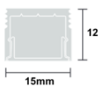
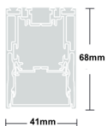
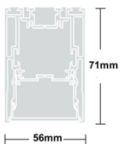
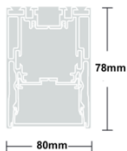
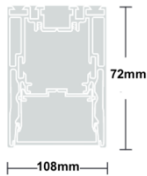


## Profilo S



Profilo's LED Linear systems offers continuous runs of dot-free illumination with 100% lit diffuser without dark spot, magnetic end-caps without screws, futureproof LED gear trays easy to replace or upgrade, fully lit standard bends T, X, L shapes and custom bends available upon request, high-impact acrylic anti yellowing diffuser provide smooth uniform illumination, suitable for surface, recessed, wall or suspension, 10W LED p/m as an option for upward lighting with 900lm output for 56mm and 80mm profiles, IP40 as standard and IP44 available upon request, supplied with Integral driver for all profiles except 15mm, incremental length 50mm, available with any length for continuous runs.

**Material-** Extruded aluminium channel with high-impact PMMA diffuser.

**Finish-** Silver anodized, black, white or custom


**Efficacy-** 94-101lm/W

**Input voltage-** 240V 50/60Hz

**Dimming-** 1-10V, DALI or DSI.

**Life:** 50,000 Hours L90 B10





Model number	Size	Wattage	Mount	CCT	Finish	Controls
PRS-15-12W-S-4K-AL-S	15	6W/M 12W/M	S: Surface clips Adj: Adjustable	2000K 2700K	AL BK	S: Standard D: DALI
PRS-56-25W-S-4K-AL-S	41 56	20W/M 25W/M	S: Surface R: Recessed	3000K 4000K	WH Custom	A: 0-10V E: Emg
PRS-80-30W-S-4K-AL-S	80 108	30W/M 40W/M	W: Wall Su: Suspension	5000K HCL		M: Sensor

